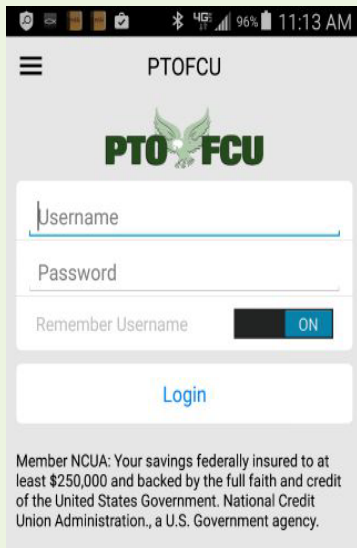
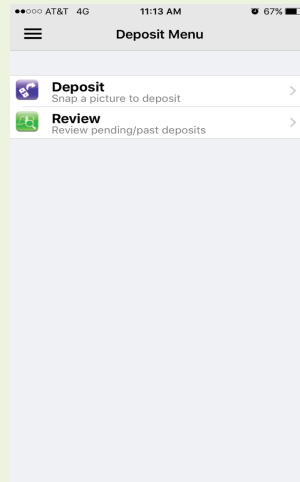


Patent & Trademark Office Federal Credit Union Remote Deposit Capture

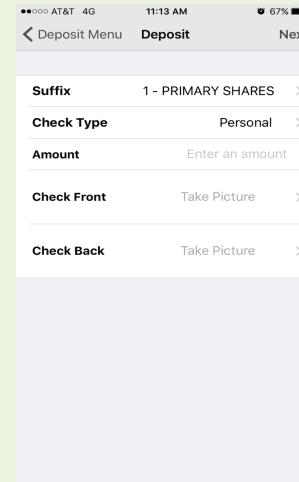
1. Sign in



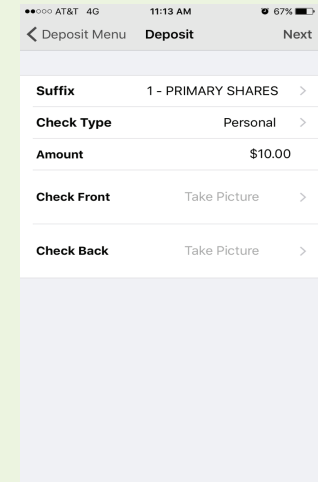
2. Select Deposit



3. Select suffix and check type



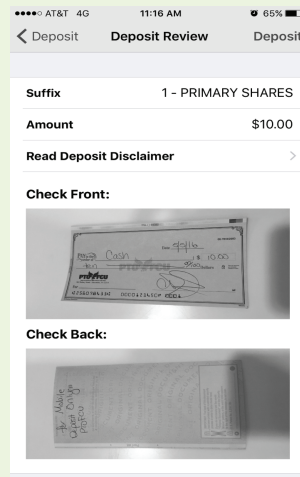
4. Enter deposit amount.



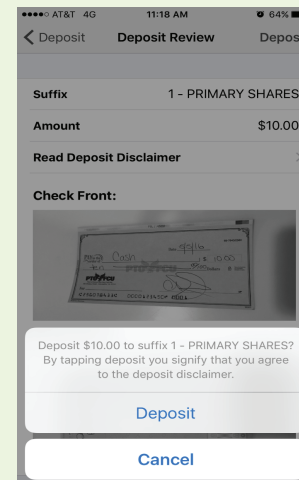
Quick Reference Notes

- Check must be properly endorsed. On the back of the check write **“For PTOFCU mobile deposit only”** and your **PTOFCU account number** on the back of the check.
- Daily deposit amount cannot exceed the accumulated total of \$5,000.
- Deposit only 1 check at a time.
- If you incorrectly entered the amount of the check, contact the credit union at 571-272-0350.
- Checks scanned and received by 2 pm (EST) Monday - Friday will be posted to your account on the same business day if there are no issues with your check.

5. Take picture of front and back of check.



6. Review deposit. Select “Deposit”.



7. Deposit confirmation

